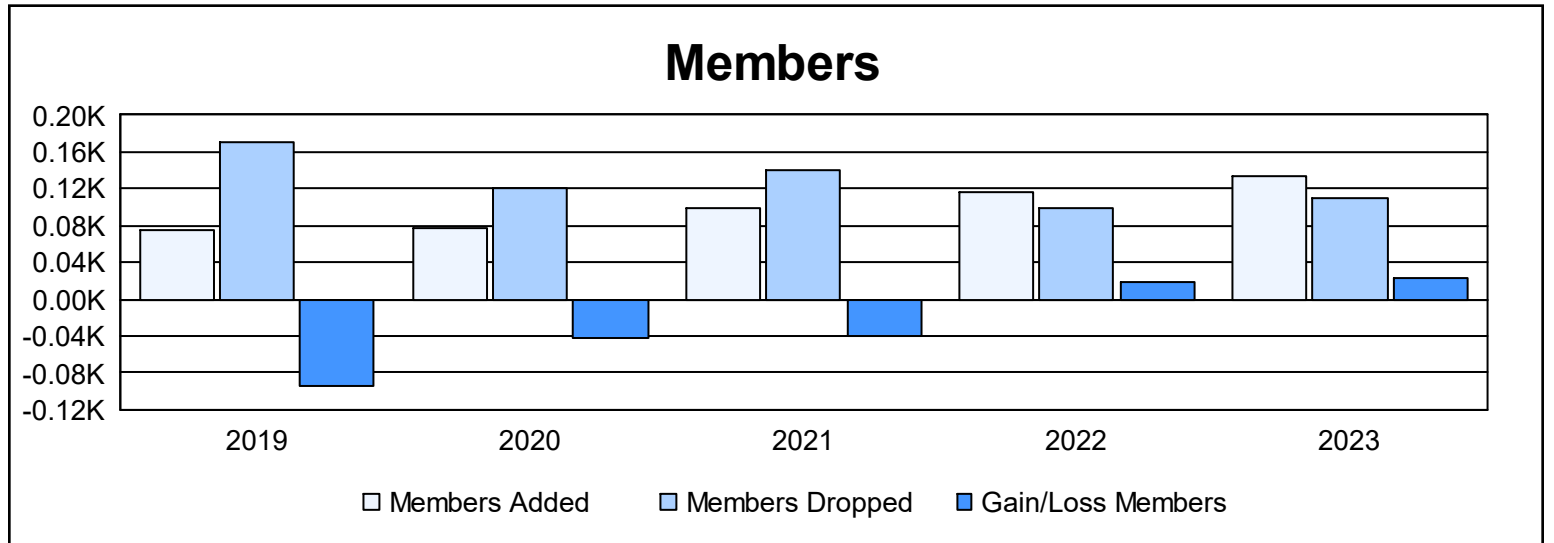
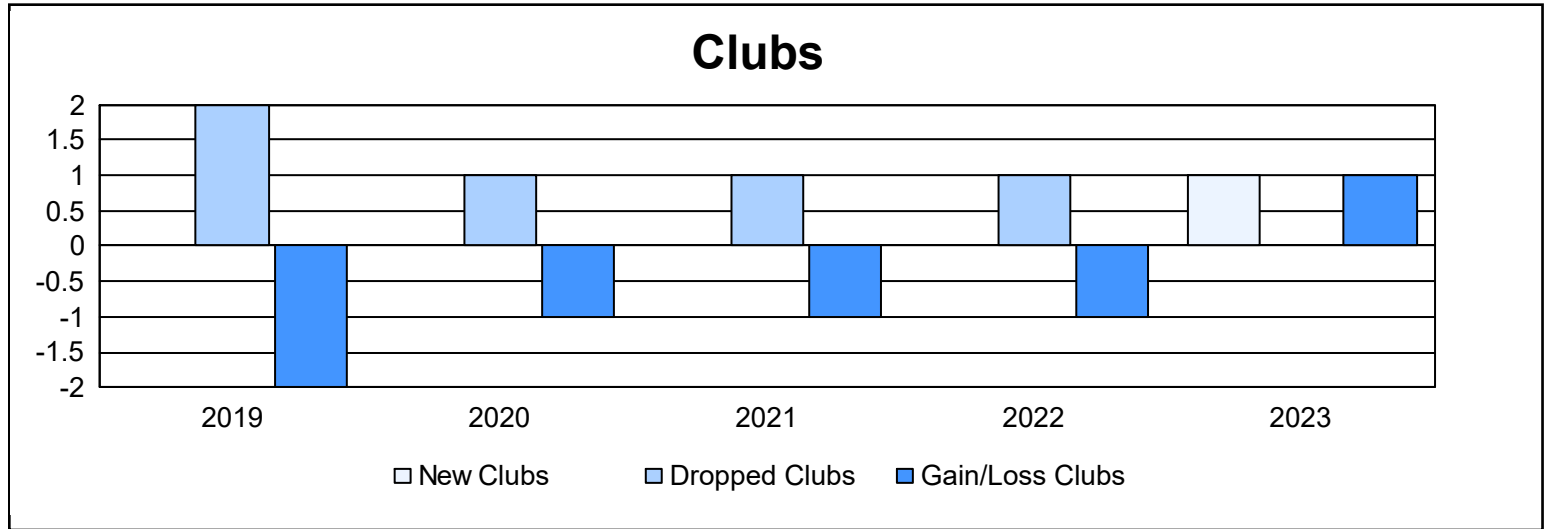
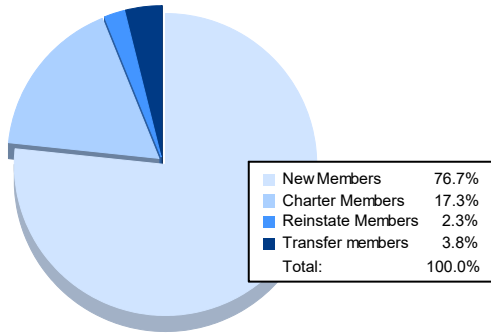


Year	New Clubs	Dropped Clubs	Gain/ Loss Clubs	New Members	Charter Members	Reinstate Members	Transfer Members	Total Member Added	Total Members Dropped	Gain/ Loss Members
2018-2019	0	2	-2	66	1	5	3	75	170	-95
2019-2020	0	1	-1	63	0	3	12	78	120	-42
2020-2021	0	1	-1	94	0	3	3	100	141	-41
2021-2022	0	1	-1	107	0	8	2	117	99	18
2022-2023	1	0	1	102	23	3	5	133	110	23
<b>Average</b>	<b>0</b>	<b>1</b>	<b>-1</b>	<b>86</b>	<b>5</b>	<b>4</b>	<b>5</b>	<b>101</b>	<b>128</b>	<b>-27</b>



### Membership Composition June 2023 Cumulative



### Gender Composition June 2023 Cumulative

